



## 7° AÑO BÁSICO UNIDAD 1 : INGLES " FEELINGS AND OPINIONS"

### GUIA TRABAJO EN CASA NÚMERO 1

NOMBRE: \_\_\_\_\_ CURSO: 7° \_\_\_\_\_

Objetivo de aprendizaje: Demostrar comprensión de textos no literarios identificando palabras y frases clave, expresiones de uso frecuente y vocabulario temático. (OA 10)

Contenido: Vocabulario sobre emociones

Habilidad: Compresión lectora, expresión escrita



Recuerde guardar las guías y actividades resueltas en el cuaderno de inglés, ya que volviendo a clases serán la profesora.



# How do you feel?



1. Number the word that represent each emotion in the pictures then search for it in the wordsearch. Encierra la palabra que represente cada emoción en los dibujos, luego búscala en la sopa de letras

- 3 angry
- annoyed
- confused
- embarrassed
- furious
- happy
- sad
- scared
- surprised
- tired
- worried



a	l	r	i	e	h	p	o	g	m	e	s	a	c	t	e
c	u	s	u	r	p	r	i	s	e	d	b	e	e	i	g
o	i	t	f	e	l	t	v	i	k	l	o	v	k	r	k
n	k	u	b	h	b	o	d	y	s	a	t	e	w	e	w
f	e	j	a	r	f	k	i	f	e	i	k	r	o	d	o
u	d	e	m	b	a	r	r	a	s	s	e	d	e	f	e
s	g	s	o	v	n	a	z	o	m	s	i	o	d	a	d
e	a	s	s	e	n	e	s	t	y	a	w	b	t	r	w
d	z	a	r	o	o	c	s	e	h	n	r	o	u	o	
i	q	i	y	a	y	f	a	d	b	w	v	g	f	c	r
f	b	l	p	t	e	r	r	k	s	l	d	r	e	r	
e	o	n	i	k	d	o	e	f	h	h	m	z	v	y	i
s	s	a	d	r	l	k	d	a	v	a	d	e	t	l	e
e	m	d	n	d	e	q	u	i	p	p	a	y	v	p	d
u	s	f	u	r	i	o	u	s	m	p	e	l	o	i	a
t	a	o	r	a	s	r	t	b	l	y	p	u	y	r	z



2. Circle the right emotion to complete the following sentences. Encierra la emoción correcta para completar las siguientes frases.

- 1) My father feels happy / annoyed / scared when his football club loses a match.
- 2) Spiders, bats and mice make many people feel surprised / sad / scared.
- 3) I'm very shy and my face is always red when I feel embarrassed / tired / worried.
- 4) Don't be angry / happy / confused. I will help you with your homework when I finish cooking dinner.
- 5) It's late and you look furious / tired / sad. Go to bed, Linda.
- 6) My best friend is an optimistic and happy / annoyed / embarrassed person. She is always smiling!
- 7) Look at Emily in this photo! She is very confused / surprised / sad with her birthday party.
- 8) Tom is very scared / sad / happy because his dog is dead after the car accident. Poor Tom!
- 9) My mother is scared / tired / furious because my new t-shirt is dirty with chocolate!
- 10) Scientists are very embarrassed / worried / surprised because there are many endangered animals.



## 7° AÑO BÁSICO UNIDAD 1 : INGLES “ FEELINGS AND OPINIONS”

### GUIA TRABAJO EN CASA NÚMERO 2

NOMBRE: \_\_\_\_\_ CURSO: 7° \_\_\_\_\_

<b>Objetivo de aprendizaje:</b> Demostrar conocimiento y uso del lenguaje en sus textos escritos (OA 16)
<b>Contenido:</b> Expresar preferencias.
<b>Habilidad:</b> Comprensión lectora, expresión escrita



Recuerde guardar las guías y actividades resueltas en el cuaderno de inglés, ya que volviendo a clases serán

### Expressing preferences (likes/dislikes)

#### Speaking about my preferences

When we speak about preferences in english we use the expressions “I like”, “I love”. “i don’t like”. “I hate”  
Cuando hablamos de preferencias en ingles utilizamos las expresiones “I like”, “I love”. “i don’t like”, “I hate”

<ul style="list-style-type: none"> <li>I like (se pronuncia /ai laik/) significa “me gusta”. Example/ejemplo: I like ice-cream (Yo amo el helado)</li> </ul> 	<ul style="list-style-type: none"> <li>I love ( se pronuncia /ai love/) significa “me encanta/lo amo”. Example/ejemplo:  I love TikTok (yo amo TikTok)</li> </ul>
<ul style="list-style-type: none"> <li>I don’t like ( se pronuncia /ai dont laik/) significa “no me gusta” Example/ejemplo  I don’t like broccoli ice cream (No me gusta el helado de brócoli)</li> </ul>	<ul style="list-style-type: none"> <li>I hate ( se pronuncia /ai jeit/ ) significa “Lo odio” Example/ejemplo  I hate Mondays (Yo odio los lunes)</li> </ul>

Cuando queremos preguntar sobre los gustos de alguien utilizamos la pregunta Do you like.....? (que se pronuncia /du ju laik/) y significa ¿ te gusta....? Example/ejemplo



Do you like instagram?  
¿Te gusta instagram?

#### HOW DO WE WRITE IT? ¿ CÓMO LO ESCRIBIMOS?

Affirmative (+)				Negative				Question	
I	LIKE	I	LOVE	I	DON'T LIKE	I	DON'T LOVE	DO I LIKE...?	DO I LOVE...?
You	LIKE	You	LOVE	You	DON'T LIKE	You	DON'T LOVE	DO You LIKE...?	DO You LOVE...?
They	LIKE	They	LOVE	They	DON'T LIKE	They	DON'T LOVE	DO They LIKE...?	DO They LOVE...?
We	LIKE	We	LOVE	We	DON'T LIKE	We	DON'T LOVE	DO We LIKE...?	DO We LOVE...?
HE	LIKES	HE	LOVES	He	DOESN'T LIKE	He	DOESN'T LOVE	DOES He LIKE...?	DOES He LOVE...?
She	LIKES	She	LOVES	She	DOESN'T LIKE	She	DOESN'T LOVE	DOES She LIKE...?	DOES She LOVE...?
It	LIKES	It	LOVES	It	DOESN'T LIKE	It	DOESN'T LOVE	DOES It LIKE...?	DOES It LOVE...?



### ACTIVITY

Look at the chart and answer the questions. Mira la table y responde las preguntas

	painting	cooking	dancing	playing the piano	singing	ciclyng	playing tennis
<b>Katy</b>							
<b>Paul</b>							
<b>Martin</b>							
<b>Ruth</b>							
<b>Tom</b>							
<b>Rachel</b>							

Like     
 Love     
 Don't like     
 Hate

- Does Katy like cooking? No, Katy hates cooking
- Does she like singing? \_\_\_\_\_
- Does Paul like painting? \_\_\_\_\_
- Does he like cycling? \_\_\_\_\_
- Does Martin like playing the piano? \_\_\_\_\_
- Does he like cooking? \_\_\_\_\_
- Do Ruth and Tom like cooking? \_\_\_\_\_
- Do Tom and Rachel like dancing? \_\_\_\_\_
- Do Paul and Martin like singing? \_\_\_\_\_
- Does Rachel like cycling? \_\_\_\_\_

### Book Activities

En tu libro de actividades realiza los siguientes ejercicios



Page 4 activity 1: Escribe la palabra que corresponda a cada imagen

Page 4 activity 2: Completa las oraciones con los adjetivos (emociones) vistas en el ejercicio anterior

Page 4 activity 3: Usa los adjetivos (anteriores y escribe 2 frases sobre ti mismo por ejemplo: I feel happy on vacations

Page 5 activity 2 : Escribe oraciones con actividades que te gusten y no te gusten. Puedes usar las palabras en el recuadro de tu libro; por ejemplo : I enjoy ice—cream

Page 5 Activity Speaking 1: responde las preguntas en tu cuaderno



## 7° AÑO BÁSICO UNIDAD 1 : INGLES " FEELINGS AND OPINIONS"

### GUIA TRABAJO EN CASA NÚMERO 3

NOMBRE: \_\_\_\_\_ CURSO: 7° \_\_\_\_\_

Objetivo de aprendizaje: Demostrar conocimiento y uso del lenguaje en sus textos escritos (OA 16)
Contenido: intensificadores
Habilidad: Compresión lectora, expresión escrita



Recuerde guardar las guías y actividades resueltas en el cuaderno de inglés, ya que volviendo a clases serán













#### INTENSIFIERS TO EXPRESS EMOTIONS AND OPINIONS

We use intensifiers to put emphasis in a word these are. Usamos los intensificadores para poner énfasis en una palabra estos son:

INTENSIFIERS		EXAMPLES
too	demasiado	He's <b>too</b> tall (él es <b>demasiado</b> alto)
so	tan	I'm <b>so</b> smart (Yo soy <b>tan</b> inteligente)
really	realmente	Sheila is <b>really</b> crazy. (Sheila está <b>realmente</b> loca)
very	muy	They're <b>very</b> smart Ellos son <b>muy</b> inteligentes
a little	un poquito	She is <b>a little</b> crazy (ella está <b>un poquito</b> loca)
a bit	un poco	It's <b>a bit</b> difficult. (Es <b>un poco</b> difícil)

#### Activity

Complete the sentences with the intensifier you believe is the best. Completa la oración con el intensificador que creas sea el mas adecuado.

- The soup was **too** hot. 
- They're \_\_\_\_\_ good friends. 
- Today is \_\_\_\_\_ nice. 
- Cheetahs are \_\_\_\_\_ fast. 
- A person was \_\_\_\_\_ injured in the accident. 
- This gift is \_\_\_\_\_ perfect. 
- Sometimes money is \_\_\_\_\_ hard to get. 
- The students are \_\_\_\_\_ hard-working. 
- Pokémon are \_\_\_\_\_ amazing creatures. 
- Christmas is \_\_\_\_\_ joyful. 
- Internet is \_\_\_\_\_ useful. 
- Videogames are \_\_\_\_\_ entertaining. 



En tu libro de actividades realiza el siguiente ejercicio

Page 7 activity 1: Usa los intensificadores del recuadro para crear frases con los verbos entre paréntesis.



## 7° AÑO BÁSICO UNIDAD 1 : INGLES " FEELINGS AND OPINIONS"

### GUIA TRABAJO EN CASA NÚMERO 4

NOMBRE: \_\_\_\_\_ CURSO: 7° \_\_\_\_\_

**Objetivo de aprendizaje:** Demostrar comprensión de textos no literarios identificando Palabras y frases clave, expresiones de uso frecuente y vocabulario temático. (OA 10)

**identificar informacion en los textos escuchados:** (OA 03)

**Contenido:** Presente simple

**Habilidad:** Compresión lectora, expresión escrita



Recuerde guardar las guias y actividades resueltas en el cuaderno de inglés, ya que volviendo a clases serán

#### Present simple

We use present simple to speak about acción that happen in the present or are routines. Nosotros usamos el presente simple para hablar de acciones que pasan en el present o son rutinas.

When we write we use the following rule. Cuando escribimos en presente simple seguimos las siguientes reglas:

The image contains four charts for Present Simple grammar:

- POSITIVE:** I work, You work, He works, She works, It works, We work, They work.
- NEGATIVE:** I do not work / don't work, You do not work / don't work, He does not work / doesn't work, She does not work / doesn't work, It does not work / doesn't work, We do not work / don't work, They do not work / don't work.
- QUESTION:** Do I work?, Do you work?, Does he work?, Does she work?, Does it work?, Do we work?, Do they work?
- SHORT ANSWER:**
  - Yes: I do, you do, he does, she does, it does, we do, they do.
  - No: I do not / don't, you do not / don't, he does not / doesn't, she does not / doesn't, it does not / doesn't, we do not / don't, they do not / don't.

Additional notes on the right:

- NEGATIVE:**
  - ✗ He doesn't works.
  - ✓ He doesn't work.
- QUESTION:**
  - ✗ Does she works?
  - ✓ Does she work?

Don't forget that for HE, SHE and IT we add S to the verb only in positive form in negative and question we use DOES. No te olvides que para HE, SHE y IT agregamos una s al final del verbo solo en positive en negative y pregunta usamos DOES  
Example: She cookS dinner (ella cocina la cena)

#### RULES FOR THE 3RD PERSON SINGULAR (HE / SHE / IT)

In general + s	Verbs ending in conson. + y y + ies	Verbs ending in -o, sh, tch, x, ss + es
work → works	study → studies	go → goes
eat → eats	cry → cries	wash → washes
play → plays	try → tries	watch → watches
swim → swims	spy → spies	mix → mixes
write → writes	fly → flies	kiss → kisses

Watch the following videos on Youtube about the present simple. Mira los siguientes videos en youtube sobre el presente simple  
Presente Simple en Inglés / Alejo Lopera Link: <https://www.youtube.com/watch?v=aV5FfVDXxj8>  
Las Terceras Personas en Inglés / Alejo Lopera Link: <https://www.youtube.com/watch?v=fohhCy7JFhs>



**Present simple - Activities**

**1. Add -s or -es to the verbs. Agrega -s o -es a los verbos**

- |                    |                 |
|--------------------|-----------------|
| 1. see <u>Sees</u> | 14. wake _____  |
| 2. take _____      | 15. teach _____ |
| 3. brush _____     | 16. lose _____  |
| 4. kiss _____      | 17. catch _____ |
| 5. call _____      | 18. Buy _____   |
| 6. give _____      | 19. pass _____  |
| 7. play _____      | 20. come _____  |
| 8. study _____     | 21. fight _____ |

**2. Underline the correct alternative. Subraya la alternativa correcta**

- Tom \_\_\_\_\_ his room every Saturday.  
a) tidy                      b) tidies
- We \_\_\_\_\_ to the music every day.  
a) listen                      b) listens
- Mary usually \_\_\_\_\_ TV in the evening.  
a) watch                      b) watches
- The girls often \_\_\_\_\_ with the dolls.  
a) play                      b) plays



**3. Fill in don't or doesn't: Completa con don't o doesn't**

- Bill Doesn't play tennis every Sunday.
- We \_\_\_\_\_ go to the park.
- Kate \_\_\_\_\_ like to eat fish.
- Sue \_\_\_\_\_ wear long dresses.
- I \_\_\_\_\_ like to get up early.
- My brothers \_\_\_\_\_ like to drink milk.
- My cousin \_\_\_\_\_ know Italian well.
- I \_\_\_\_\_ like to walk with my dog.



**4. Write Do or Does. Escribe Do o Does**

- Does Kate help her mother every day?
- \_\_\_\_\_ you listen to rock music?
- \_\_\_\_\_ Tom know all the computer games?
- \_\_\_\_\_ they go to the zoo on Sundays?
- \_\_\_\_\_ you like to draw animals?
- \_\_\_\_\_ your brother drive his car well?
- \_\_\_\_\_ the boys like to plant flowers?
- \_\_\_\_\_ Ben want to find his friends?

**5. Write the questions for each sentence. Escribe las oraciones como preguntas**

- Ben sleeps eight hours every day.  
Does Ben sleep eight hours everyday? .....
- We water the flowers in two days.  
.....
- Mona goes to the club every Saturday.  
.....
- They feed the rabbits at 2 o'clock.  
.....
- I enjoy classical music.  
.....



## 7° AÑO BÁSICO UNIDAD 1 : INGLES " FEELINGS AND OPINIONS "

### GUIA TRABAJO EN CASA NÚMERO 5

NOMBRE: \_\_\_\_\_ CURSO: 7° \_\_\_\_\_

Objetivo de aprendizaje: Demostrar comprensión de textos no literarios identificando palabras y frases clave, expresiones de uso frecuente y vocabulario temático. (OA 10)

Contenido: Vocabulario sobre rutinas diarias

Habilidad: Compresión lectora, expresión escrita



Recuerde guardar las guías y actividades resueltas en el cuaderno de inglés, ya que volviendo a clases serán

**ENGLISH VOCABULARY** **DAILY ROUTINES** Woodward's ENGLISH

www.grammar.cl    www.woodwardenglish.com    www.vocabulary.cl



En tu libro realiza las actividades de las siguientes paginas

Page 8 activity 1 : Completa con la forma correcta del verbo entre paréntesis

En tu cuaderno escribe tu rutina diaria recuerda utilizar el presente simple

Por ejemplo

I wake up at 7:00

I take a shower at 7:30



## 7° AÑO BÁSICO UNIDAD 1 : INGLES “ FEELINGS AND OPINIONS”

### GUIA TRABAJO EN CASA NÚMERO 6

NOMBRE: \_\_\_\_\_ CURSO: 7° \_\_\_\_\_

Objetivo de aprendizaje: Demostrar conocimiento y uso del lenguaje en sus textos escritos (OA 16)
Contenido: Escribir un e-mail
Habilidad: Compresión lectora, expresión escrita



Recuerde guardar las guias y actividades resueltas en el cuaderno de inglés, ya que volviendo a clases serán

#### Writing an e mail. Escribiendo un e-mail

En tu cuaderno escribe un email a un estudiante de otro país

El mail debe incluir:

Nombre, edad, de donde eres , gustos, vocabulario de emociones y al menos 2 intencificadores.

#### Example / ejemplo

Reply

Forward

Delete

Inbox

**Compose**

Addresses

Logout

To:

Subject:  Next | Back

Hello!

My name is Cinthia. I am 12 years old. I live in Andacollo. I study in Colegio Parroquial de Andacollo.

I like reading books and watching movies, I love ice-crean and I hate broccoli I don't like romantic movies they are so boring! I love action movies. They are really funny!

Do you refer movies or books?

Waiting for your reply

Cinthia.